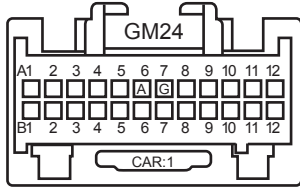
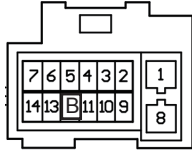
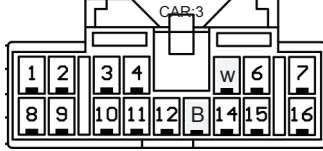


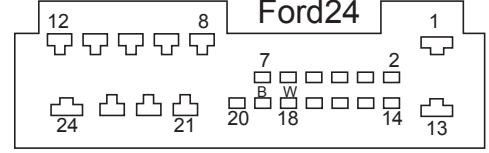
注意：所有图片表示插头部分对着自己看



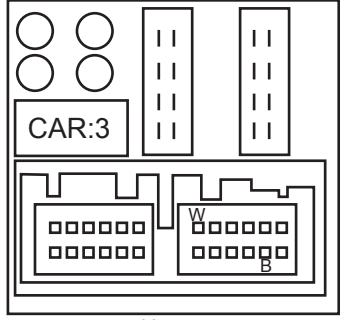
ISUZU D-MAX2012



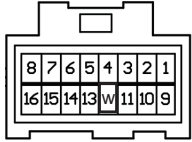
科帕奇、爱唯欧



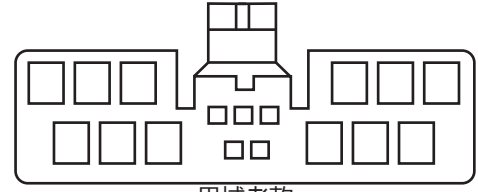
老福特、林肯



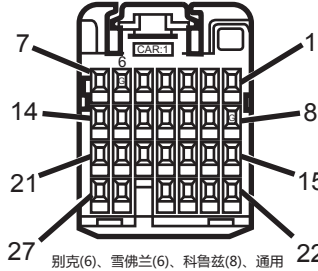
福特福克斯



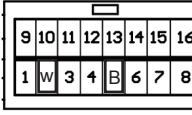
奇瑞



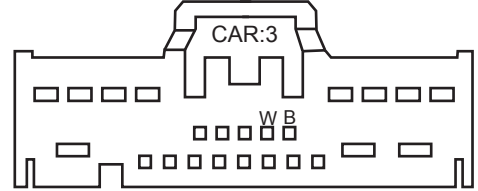
思域老款



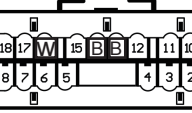
别克(6)、雪佛兰(6)、科鲁兹(8)、通用



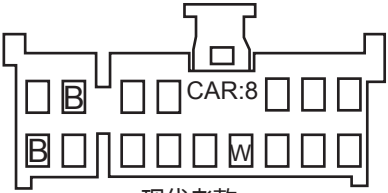
奇瑞



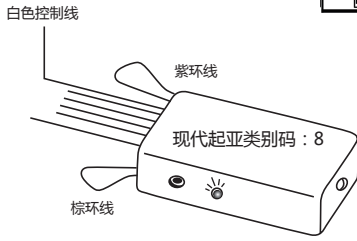
马自达全系列



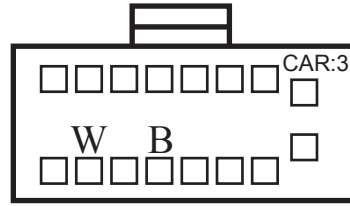
双龙



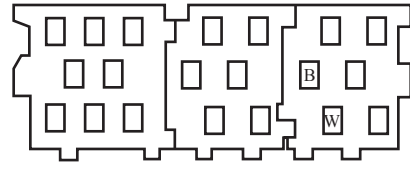
现代老款



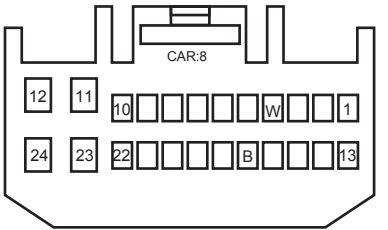
现代起亚类别码：8



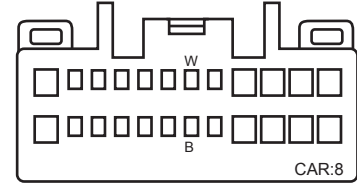
奇瑞东方之子、A5



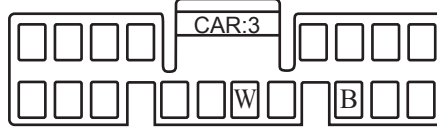
荣威750(黄色座)



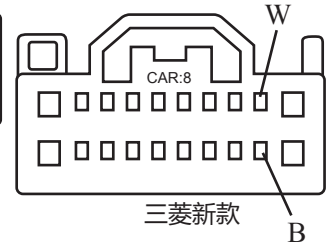
现代IX35



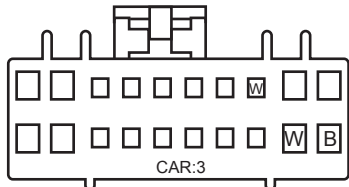
现代新款



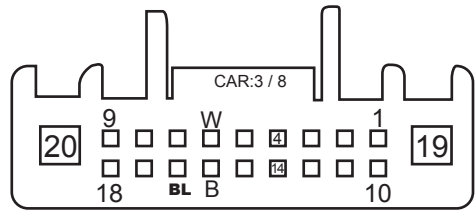
EPICA 18 PIN
雪佛兰景程



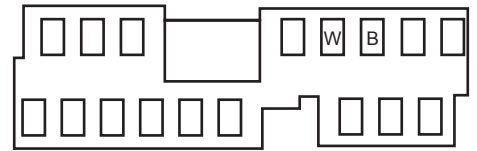
三菱新款



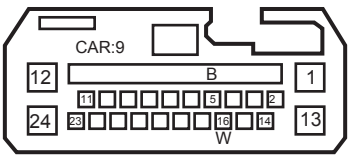
老本田、铃木全系列



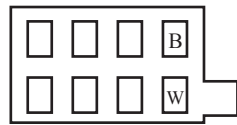
日产、斯巴鲁全系列



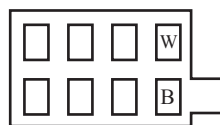
老款蒙迪欧福克斯17P



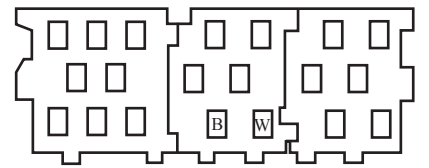
本田新款



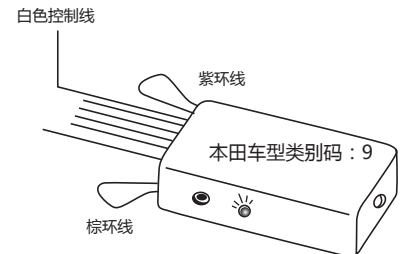
长城(CAR:3/8)



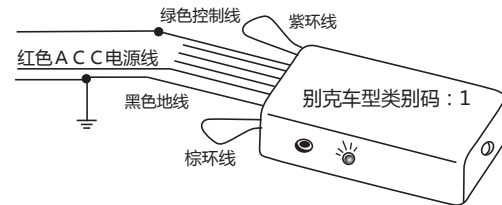
奔腾(CAR:3)



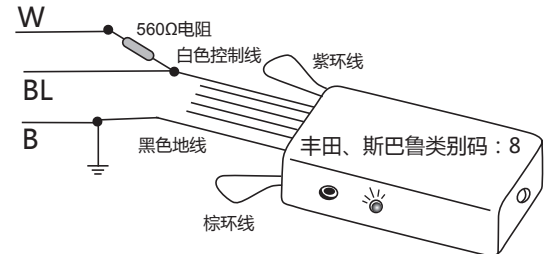
起亚狮跑(绿色座) CAR:8



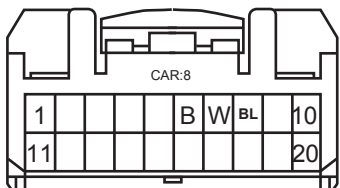
本田车型类别码：9



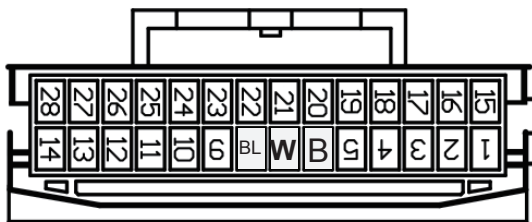
别克车型类别码：1



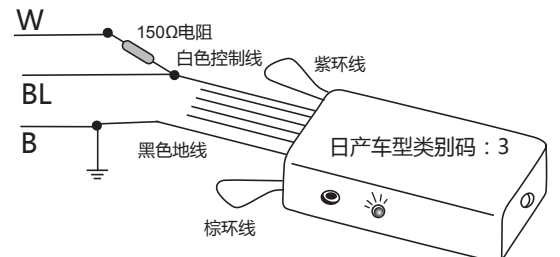
丰田、斯巴鲁类别码：8



丰田老20针系列



丰田新28针系列



日产车型类别码：3

W代表白色控制线 (WHITE电阻式)

G代表绿色控制线 (GREEN电压式)

注意：所有图片表示插头部分对着自己看

B代表黑色方控地线(ctrl gnd)

ACC代表点火电源线

BL代表日产、斯巴鲁、丰田专用一分二线的蓝色线